



CHICAGO STAINLESS EQUIPMENT, INC.



SANI-FLOW

SANITARY DIGITAL THERMOMETERS



ALL NEW
OVERSIZE DISPLAY
WITH BATTERY
LEVEL INDICATOR



Quality Products Since 1937
www.chicagostainless.com



Member of:
fisa
Distributors Serving
Sanitary Processing





CHICAGO STAINLESS EQUIPMENT, INC.



SANI-FLOW

SANITARY DIGITAL THERMOMETERS

Chicago Stainless Equipment, Inc. has been manufacturing equipment for the dairy and food processing industry for well over half a century. We incorporated over 40 years experience in manufacturing the world's finest sanitary pressure gauges when we designed our sanitary digital thermometer. The Sani-Flow Sanitary Digital Thermometer is built to withstand the harshest environment and function for many years with little or no maintenance. Our dedication to quality is not only evident in our products, but also in our customer service. We offer immediate availability on all products and respond quickly with quality service at reasonable prices. We feel so strongly about the quality of our products and service that we guarantee complete satisfaction.

FEATURES

Accuracy: $\pm 0.5^\circ$ across the full scale with large, high contrast LCD display so there is no guessing, squinting or misreading the temperature. No problem reading several thermometers at one time from a distance.

Durability: Constructed with 316L stainless steel wetted surfaces to assure maximum corrosion resistance. A clean waterproof design allows the thermometer to be hosed down or submersed for cleaning. The Lexan® lens is virtually impervious to cracks and breakage.

Dependability: Powered by two field replaceable standard AAA battery with a life of up to 3 years - no expensive battery pack. Totally electronic which means no hassles with mercury or a separated column. The RTD does not wander or drift like other RTD type thermometers which means fewer recalibrations will be necessary.

Versatility: One thermometer covers a range from -58° to 302° . There is no need to have different thermometers for different applications.

Field Recalibratable: Simply turn a screw on the electronics to adjust calibration. No special tools or charts needed. Check and adjust quickly and easily during routine maintenance or battery replacement.

Special Probe Lengths available in a matter of days not weeks.

A Unique Modular Design means any thermometer can be customized for tough, abusive or special applications.

Repairable: The modular design also allows for cost effective and timely repairs.

Service: Thermometers are available from stock ready to ship. No hassle return policy. No restocking charge on standard thermometers.

SPECIFICATIONS

TOLERANCES

Compliance	3-A, NEMA 4X, IP67
Accuracy	$\pm 0.5^\circ\text{F}$ ($\pm 0.3^\circ\text{C}$)
Units	$^\circ\text{F}$ or $^\circ\text{C}$ - Field Selectable
LCD Display Size	1" (2.54 cm)
Refresh Rate	Once per Second
Process Temperature Range	More Info - Process
Temperature Range	-58° to 302°F (-50° to 150°C)
Ambient Operating Limits	-40° to 176°F (-40° to 80°C)
Ambient Storage Limits	-40° to 185°F (-40° to 85°C)

CONSTRUCTION

Product Contact Material	316L Stainless Steel
Product Contact Finish	Ramax = 8 μin (0.20 μm)
Case & Lens Ring Material	304L Stainless Steel
Lens Material	1/4" Polycarbonate
Power	Standard AAA Batteries
Battery Life Expectancy	1 to 3 Years
Approx. Shipping Weight	2 Pounds (0.9 Kg)

Tri-Clamp® is a registered trademark of Tri-Clover, Inc.

FITTINGS

STYLE	SIZE	PROBE LENGTH	CODE
Tri-Clamp®	1/2"	2 1/4"	1/2U
	3/4"	2 3/8"	3/4U
	1"	2 5/8"	1U
	1 1/2"	2 3/4"	1 1/2U
	2"	3 1/2" or 5 1/2"	2U
	2 1/2"	3 1/2"	2 1/2U
	3"	3 3/4"	3U
Projectile Well	4"	4 1/2"	4U
	-	3 3/4"	3PW
	-	9 1/8"	9PW
	-	10 1/2"	10PW
NPT 1/4" - 3/4"	-	12 1/8"	12PW
	-	9"	NPT
Split Ferrule	-	5 3/4"	5SP
Air Space	-	3 3/4"	3A
	-	5"	5A
	-	7 1/4"	7A
	-	1"	1T
#13H Captive Nut & #14 Bevel Seat	1 1/2"	2 1/4"	1 1/2T
	2"	2 5/8"	2T


STYLE	SIZE	PROBE LENGTH	CODE
Cherry-Burrell	1"	1 5/8"	1I
Male I-Line	1 1/2"	2 3/16"	1 1/2I
	2"	2 1/2"	2I
	2 1/2"	2 7/8"	2 1/2I
	3"	3 3/16"	3I



TYPICAL FITTINGS


LEFT SIDE MOUNT

(shown with 1 1/2" Tri-Clamp®)



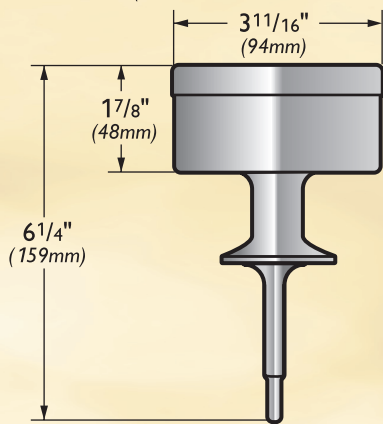
RIGHT SIDE MOUNT

(shown with 1 1/2" Tri-Clamp®)



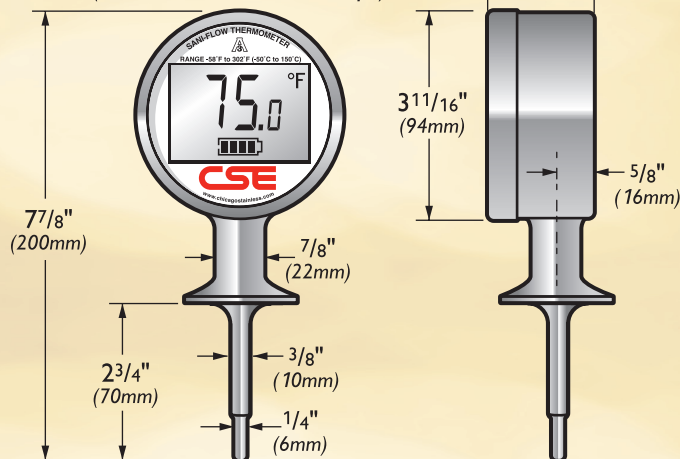
BACK MOUNT

(shown with 1 1/2" Tri-Clamp®)



BOTTOM MOUNT

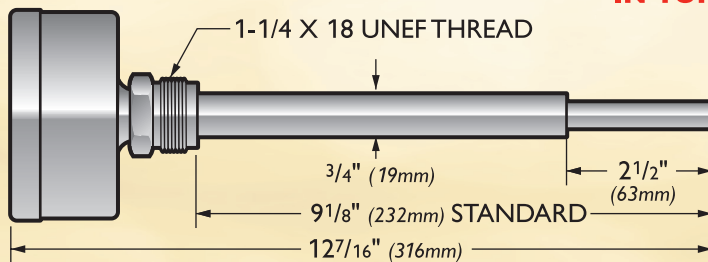
(shown with 1 1/2" Tri-Clamp®)



AIR SPACE

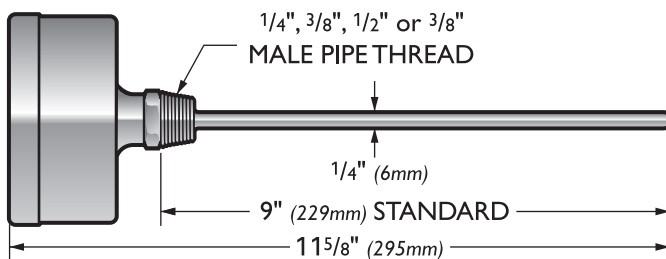


PROJECTILE WELL



ALSO AVAILABLE
IN TOP MOUNT

PIPE THREAD (NPT)



REMOTE MOUNT

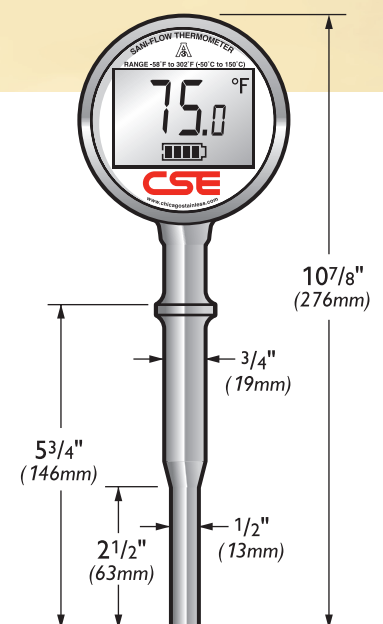
(shown with 1/2" NPT)



AVAILABLE IN
ANY CONNECTION

FLEXIBLE FOOD GRADE
PVC TUBING AVAILABLE
IN DIFFERENT LENGTHS

SPLIT FERRULE





CHICAGO STAINLESS EQUIPMENT, INC.



SANI-FLOW

SANITARY DIGITAL THERMOMETERS ORDERING INFORMATION

Below are typical examples of models with their descriptions.

EXAMPLE 1:

DT - 1½U - BT - DF

Describes a Sani-Flow Digital Thermometer with 1-1/2" tri-clamp fitting, bottom mounted with °F display.

EXAMPLE 2:

DT - 2U - LF - DC

Describes a Sani-Flow Digital Thermometer with 2" tri-clamp fitting, left side mounted with °C display.

EXAMPLE 3:

DT - ½NPT - BK - DF

Describes a Sani-Flow Digital Thermometer with 1/2" pipe thread fitting, back mounted with °F display.

EXAMPLE 4:

DT - 9PW - BK - DF

Describes a Sani-Flow Digital Thermometer with 9-1/8" projectile well fitting, back mounted with °F display.

MODEL NUMBER CONSISTS OF:

SERIES - FITTING - MOUNT - DISPLAY

DT - 2U - BT - DF

Please make a selection from each category below:

SERIES

DT - Sani-Flow Digital Thermometer

SANITARY FITTINGS

(Fittings available in 1/2", 3/4", 1-1/2", 2", 2-1/2", 3" & 4")

H - G&H "H" Line Male

I - Cherry-Burrell Male I-Line

K - APC "K" Clamp

Q - Cherry-Burrell Q-Line

T - #13H Captive Nut & #14 Bevel Seat

U - Tri-Clamp®

(Specify size, then adapter type such as 1-1/2U for 1-1/2" Tri-Clamp adapter.)

OTHER FITTINGS

(Specify probe length)

A - Air Space

M - Umbrella Fitting

NPT - 1/4", 3/8", 1/2", 5/8" or 3/4" Pipe Thread

PW - Projectile Well with 1¼ - 18 UNEF Male Thread

SP - Split Ferrule

VP - VAT Well Fitting with #13H Captive Nut

OF - No Fitting

MOUNT

BT - Bottom Mount

RT - Right Side Mount

LF - Left Side Mount

TP - Top Mount

BK - Back Mount

BTR - Remote Fitting

DISPLAY

DF - °F (Fahrenheit) - Standard

DC - °C (Celsius)

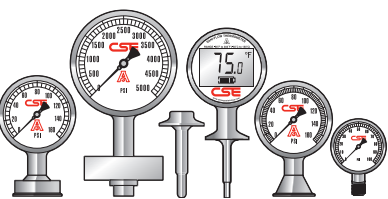
DISTRIBUTED BY:

For more information or for a distributor in your area, contact us:

Chicago Stainless Equipment, Inc.

772-781-1441

www.chicagostainless.com



Quality Products Since 1937
www.chicagostainless.com