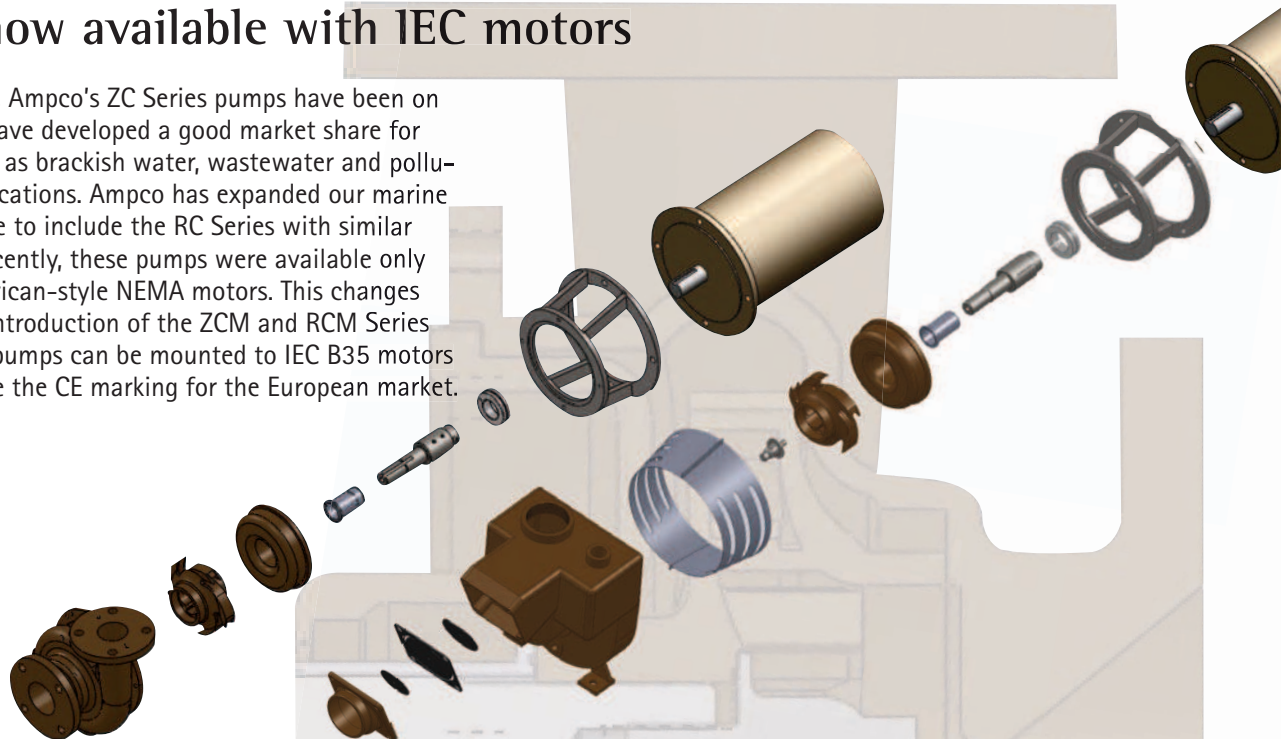




## Ampco's ZC and RC Series pumps for Marine and Industrial use are now available with IEC motors

For over 50 years, Ampco's ZC Series pumps have been on the market and have developed a good market share for saltwater, as well as brackish water, wastewater and pollution control applications. Ampco has expanded our marine and industrial line to include the RC Series with similar success. Until recently, these pumps were available only mounted to American-style NEMA motors. This changes with our recent introduction of the ZCM and RCM Series of pumps. These pumps can be mounted to IEC B35 motors and will also have the CE marking for the European market.





### Features of the ZCM series:

- Approved design and castings for over 50 years
- Capacities up to more than 600 m<sup>3</sup>/h, heads up to 115 m
- Heavy wall cast constructions with tight manufacturing tolerances
- Dynamically balanced impellers
- Close coupled design to IEC motor. Frame mounted execution available
- Every pump will be factory tested, even if sold without motor
- Very short delivery times
- Type 21 mechanical seal in different options

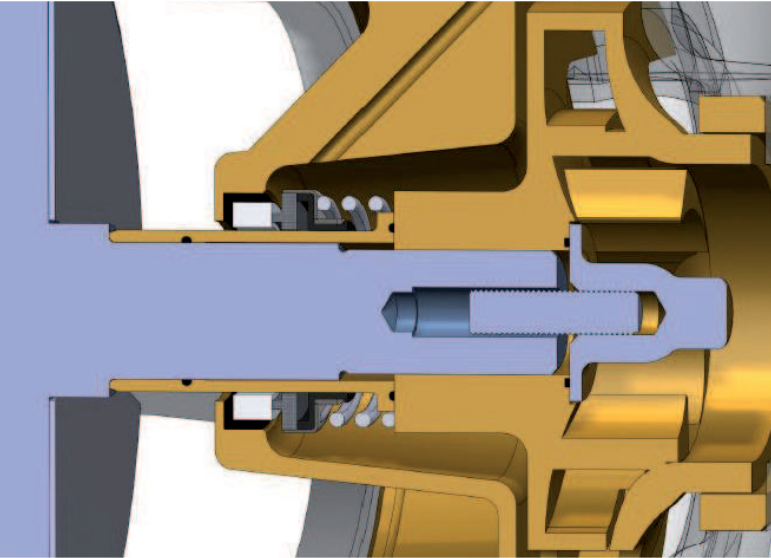
### Features of the RCM series:

- Approved design and castings for almost 10 years
- Capacities up to 100 m<sup>3</sup>/h, heads up to 115 m
- Heavy wall cast constructions with tight manufacturing tolerances
- Dynamically balanced impellers
- Close coupled design to IEC motor. Frame mounted execution available
- Every pump will be factory tested, even if sold without motor
- Very short delivery times
- Type 21 mechanical seal in different options






# Ampco Pumps Company




ZCM/RCM Type 21 seal

Water is covering almost 71% of the earth's surface. Unfortunately, it is not in the form of clean drinking water that is essential to humans and all other life forms.

With a wide material selection from nickel aluminum bronze (CDA958), 316 stainless steel and Duplex 2205 we are mainly focused on seawater applications on board of ships or in desalination plants. For the on board applications we have the ABS (American Bureau of Shipping) type approval.



Ampco's RCM self-priming pump serves as the raw water supply pump to a Highland Engineering Inc's 1500 ROWPU system



An Ampco ZCM pump is used to boost pressure on one of thousands of desalination RO systems for the U. S. Army over the last 40 years.